

For Earth, For Life


KUBOTA

Vertical Mixed Flow Volute Pump DS-WV



KUBOTA Corporation

DOMESTIC OFFICES AND OVERSEAS OFFICES

Domestic Offices:

Tokyo Office

1-3, Kyobashi, 2-chome, Chuo-ku,
 Tokyo 104-8307 Japan
 Phone: +81-3-3245-3228
 Facsimile: +81-3-3245-3830

Hirakata Plant

1-1-1, Nakamiya-Oike, Hirakata-city,
 Osaka 573-8573, Japan
 Phone: 072-890-2228
 Facsimile: 072-840-1413

Overseas Offices:

Kubota Corporation Bangkok Office

25th Floor, Serm-Mit Tower, 159 Sukhumvit 21 Road,
 Wattana, Bangkok 10110, Thailand
 Phone: +66-2260-6590
 Facsimile: +66-2260-6589

Kubota Corporation Philippine Office

232 Quirino Highway, Baesa,
 1106 Quezon City, Metro Manila, Philippines
 Phone: +63-2410-2428
 Facsimile: +63-2410-2428

Kubota Corporation Malaysia Branch

801A, 8th Floor, Amcorp Tower, Amcorp Trade Center,
 No.18, Jalan Persiaran Barat 46050 Petaling Jaya,
 Selangor Darul Ehsan, Malaysia
 Phone: +60-3-7954-2334
 Facsimile: +60-3-7954-1335

Anhui Kubota Sanlian Pump Co.,Ltd.

He Xian County Economic Development Zone in Anhui
 Province, China
 Phone: +86-565-5338018
 Facsimile: +86-565-5338020
 Post Code: 238200

Kubota Corporation Dubai Branch

Office No. LB180508 & LB180509
 Jafza View 18, Jebel Ali Free Zone
 P.O.Box 17440, Dubai, UAE
 Phone: +971-4-885-7033
 Facsimile: +971-4-885-7032

■ E-Mail: pump@kubota.co.jp

■ <http://www.kubota-pump.com/english/>

Best Suitable Design for Sewage

Features

1 High Head

High head has been achieved to follow trend design for sewage plant.

2 High Efficiency

Higher efficiency has been achieved using the latest hydraulic design.

3 Large Solid Passing Size


In order to prevent clogging, advanced non clogging impeller and casing are applied, and No.of Vanes are minimized.

4 Large Capacity

Large capacity has been achieved. up to 320 m³/min. (more than standard capacity can be produced)

5 Silent and low vibration

Advanced silent and low vibration design are adopted using latest CFD analysis.



Application

- Sewerage: Rain water drainage, Sewage transfer.
- Agriculture Irrigation and Drainage.
- Water Work: Water intake, boosting, Distribution.

Product Range

- Suction bore: 400mm~1500mm
- Capacity: 12m³/min~320m³/min
- Total Head: 40m~150m

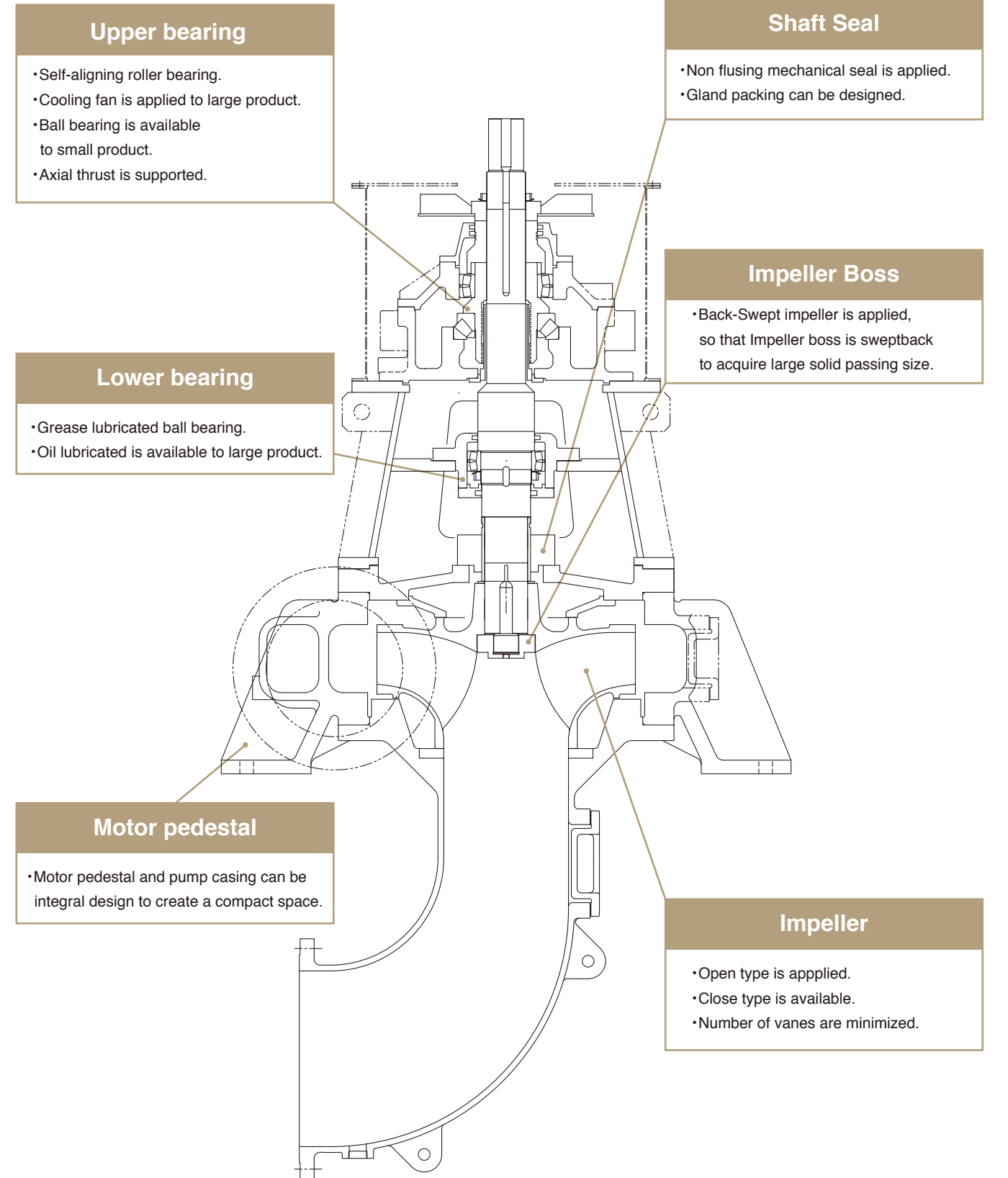
Standard Material

Parts name	Material	JIS code	ASTM code
Casing	Ductile Cast Iron	FCD450	Gr65-45-12
Impeller	Stainless Steel Casting	SCS6	CA6NM
Shaft	Stainless Steel	SUS420J2	A318 S42000
Impeller Ring	Stainless Steel Casting	SCS6	CA6NM
Casing Ring	Stainless Steel Casting	SCS14	CF-8

Pump specification

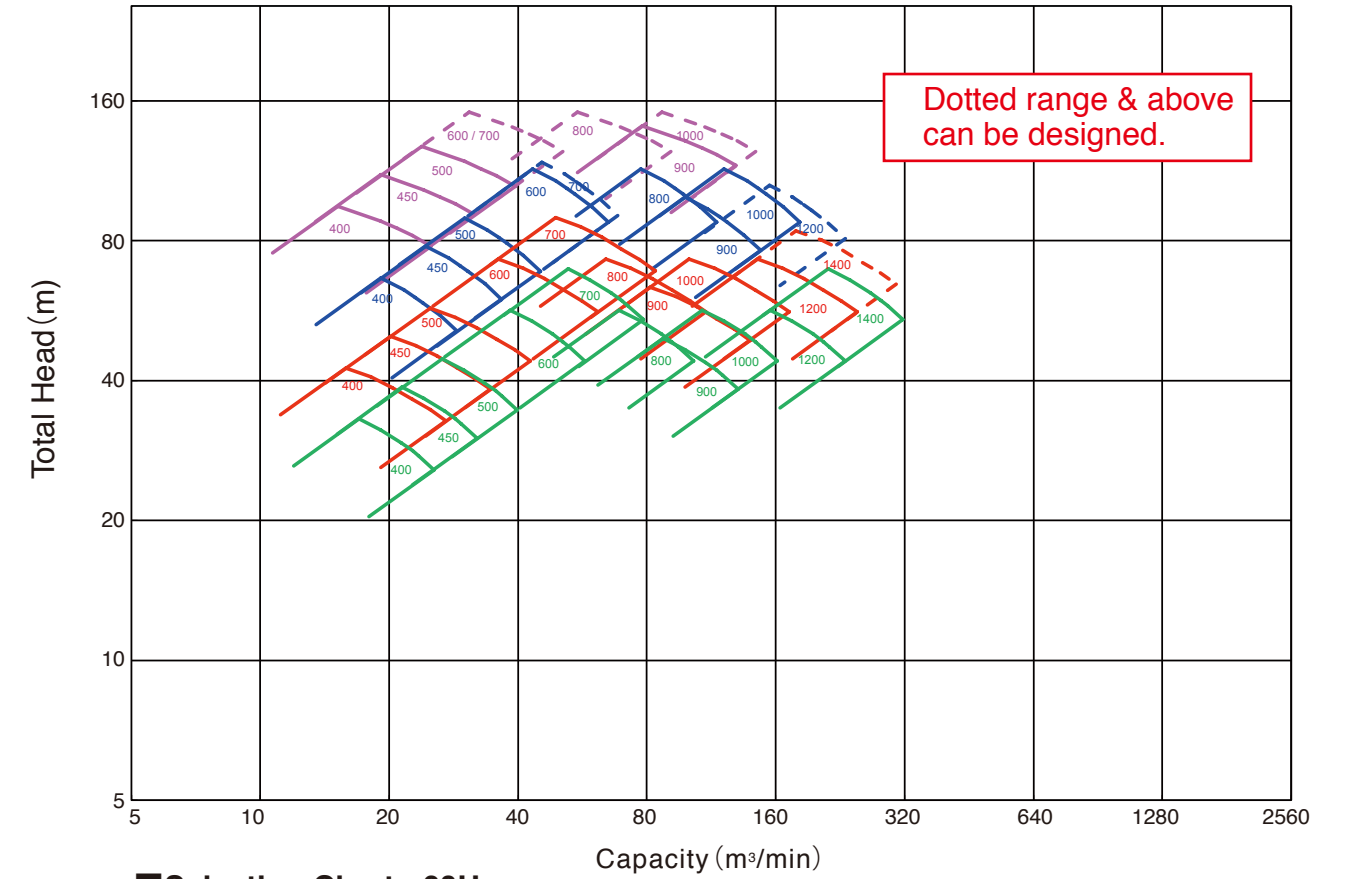
Liquid	Sewage
Liquid temperature	0°C~80°C
Suction Pressure	Max 0.3MPa
Flange	Suction: ISO PN10 Discharge: ISO PN10 16
Bearing	Ball, Roller
Bearing Lubrication	Grease, Oil
Shaft Seal	Non flushing mechanical seal
Paint	Internal Epoxy resin paint for water service External: Epoxy Resin Paint
Rotating direction	Clockwise viewed from top

Best Suitable Design for Sewage

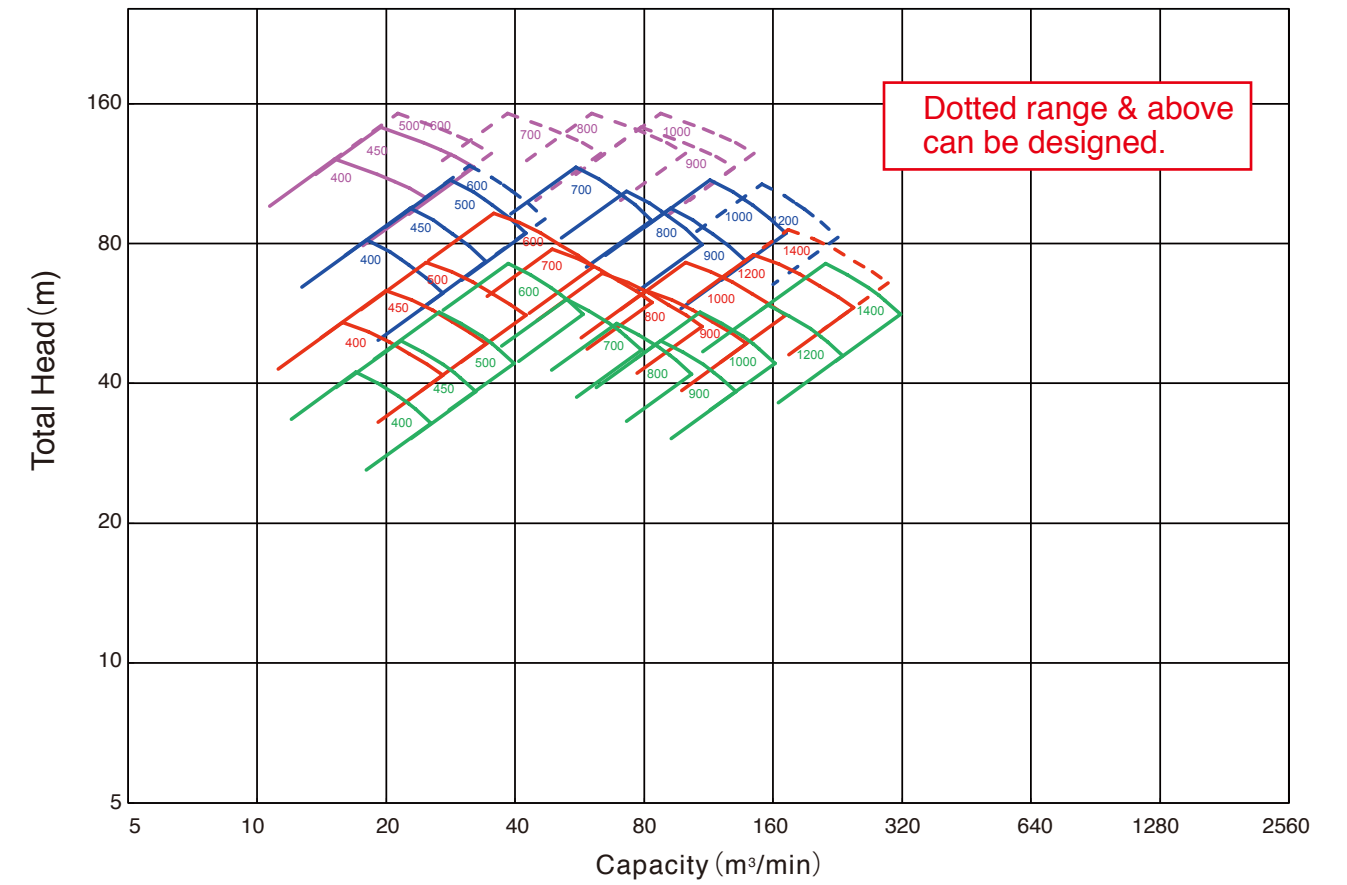


Selection Chart

■ Selection Chart - 50Hz



■ Selection Chart - 60Hz



North Jeddah	
Country	Saudi Arabia
Suction Bore	900 mm
Capacity	132 m ³ /min
Total Head	73 m
Motor Output	2350 kW
Quantity	8 sets



MPS-1	
Country	UAE
Suction Bore	600 mm
Capacity	685 l/s
Total Head	40.2 m
Motor Output	410 kW
Quantity	8 sets



HEET Pump Station	
Country	Saudi Arabia
Suction Bore	450 mm
Capacity	1041.7 m ³ /hr
Total Head	80 m
Motor Output	400 kW
Quantity	8 sets



Changi Water Reclamation Plant	
Country	Singapore
Suction Bore	1200 mm
Capacity	278 m ³ /min
Total Head	59 m
Motor Output	3500 kW
Quantity	10 sets

Jahra Pumping Station	
Country	Kuwait
Suction Bore	700 mm
Capacity	1086 l/s
Total Head	120 m
Motor Output	1750 kW
Quantity	6 sets



Harbour Area Treatment Scheme 2	
Country	Hong Kong
Suction Bore	1200 mm
Capacity	4.0 m ³ /s
Total Head	42.5 m
Motor Output	2250 kW
Quantity	8 sets



PS32A Pumping Station	
Country	QATAR
Suction Bore	500 mm
Capacity	680 l/s
Total Head	70 m
Motor Output	670 kW
Quantity	4 sets



Zhong Zhou Sewage Treatment	
Country	Taiwan
Suction Bore	1200 mm
Capacity	165 m ³ /min
Total Head	45 m
Motor Output	1650 kW
Quantity	5 sets