

KX

KX121-3S

FEATURES



CLEAN-RUNNING KUBOTA ENGINE

Powerful and dependable, the KX121-3S's diesel engine delivers superior horsepower and performance. It offers low noise and vibration levels, exceptional fuel efficiency, and complies with the EPA's 2008 interim Tier IV emissions regulations.




AUTO IDLING SYSTEM

Save fuel with Kubota's Auto Idle. Reduce engine RPM instinctively when high engine speed isn't needed. When the control levers are in neutral for more than 4 seconds, the engine RPM automatically idles. Move any control lever and the engine RPM immediately returns. This innovative feature reduces noise and exhaust emissions while reducing operating costs.



ADJUSTABLE MAXIMUM OIL FLOW CONTROL FOR AUXILIARY PORT

The digital instrument panel lets you control the oil flow according to your needs or the attachment in use. It eliminates the hassle of using tools to change settings manually, so you don't have to leave the cabin. When using a tilt bucket, you can slow the flow to get just the right control to gently shape a swale. Alternatively, for a brush cutter, direct the oil flow to one side of the excavator arm. The system will even store your settings for the next time you need it, saving time and quickly regulating the flow requirements. Adjustable oil flow enhances performance and saves fuel.



DIGITAL PANEL

A digital panel and the Kubota Intelligent Control System (KICS) help reduce excavator downtime and repair fees by providing accurate and timely diagnostic readings and routine maintenance alerts. The panel not only lets you know when fuel is running low, but warns you during refueling when the tank is nearly full.



THUMB BRACKET

The factory-installed thumb bracket and relief valve significantly reduce the time needed to mount the optional hydraulic thumb.

KX

KX121-3S

FEATURES



EXTRAORDINARY STABILITY AND LIFTING CAPACITY

Innovative counter balancing technology provides superior excavator stability. Long tumbler distance, a lower center of gravity and Double Flanged Lower Track Rollers combine to deliver safe and effective performance when working to the side or with hydraulic attachments, or lifting heavy objects.

REAR CORNER PROTECTORS

Two heavy-duty protectors—one on each rear corner—protect the engine hood and side covers from damage when working in tight spaces.



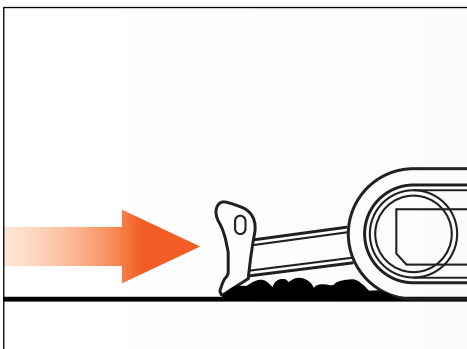
HYDRAULIC ANGLE BLADE

Save time and work more efficiently. With a simple movement of the dozer lever, the hydraulic angle blade can be angled to the right or left to push soil to the side as the machine moves forward, eliminating the need for repetitive repositioning at right angles when backfilling trenches.



EASY OPERATION

Up, down, left and right—the angle blade can be moved and positioned with just a single lever.



FLOAT POSITION

You don't need to adjust the dozer height to make a clean ground surface—after backfilling, just travel backward along the covered ditch with the dozer in the float position. Ground finishing work is now fast and easy!

KX

KX121-3S

FEATURES

TIGHT SPOTS

The angle blade lets you work efficiently in confined spaces, alongside walls, and near busy roads. No wider than the tracks, it's also easy to transport between jobs.



USER-FRIENDLY OPERATION

1. Simple forefinger operation

Used for some special applications that require continuous oil flow, such as a brush cutter. The on/off button controlled by the forefinger reduces operator fatigue.

2. Short stroke operating levers

The operating levers require less effort and shorter movements, ensuring improved control, responsiveness and comfort, and reduced operator fatigue. Only a flick of the wrist is needed for smooth excavator operation.

3. Proportional flow auxiliary switch

A convenient bi-directional switch enables easy operation of hydraulic thumbs and other hydraulic attachments such as augers and breakers.

4. 2-speed travel switch

The 2-speed travel switch is mounted on the dozer lever for easy operation and control, and advanced, user-friendly travel speed changes.

5. Wrist rests

Adjust the custom wrist rests to your favorite position, or just move them aside. Either way, they help reduce arm movement and operator fatigue for increased job efficiency.



SPACIOUS OPERATING AREA WITH DELUXE SUSPENSION SEAT

More spacious than standard tail-swing excavators, the KX121-3S's comfortable operating area helps reduce operator fatigue. The high-back deluxe suspension seat is equipped with wrist rests. Moreover, the height and spring firmness are adjustable, ensuring optimum comfort for every operator.

KX

KX121-3S

FEATURES

CONVENIENT TWO-PATTERN SELECTION SYSTEM (TPSS)

Change between ISO and SAE operating patterns with a quick flip of the TPSS switch, without tools or leaving your seat.

CLIMATE CONTROLLED CAB OPTION

The standard heater and air conditioner let you work in cool comfort on the hottest days and in warm comfort on the coldest. All year round, no matter what the weather outside, the KX121-3S's climate-controlled cab will keep you comfortable and working at peak efficiency.



WIDE WORKING RANGE

The KX121-3S's powerful and responsive front working group can handle all your digging, lifting, and loading jobs. With its large bucket capacity, long reach and formidable digging depth, the KX121-3S meets or exceeds all job requirements on the construction site.



STRONG BUCKET BREAKOUT FORCE

Even when heavily loaded, the KX121-3S won't slow down, thanks to its powerful breakout force. With the dedicated or quick coupler bucket, the bucket breakout force is more than enough for even the toughest excavating jobs.

LOAD SENSING HYDRAULIC SYSTEM

You no longer need to change lever strokes to adjust the amount of oil required for varying job loads—control valves automatically regulate and distribute the optimum amount of oil to each cylinder based on the weight of the load, resulting in perfectly matched speed, power, and cylinder timing. Even the slightest operator movements produce smooth and simultaneous operation of the boom, arm, bucket and house.

KX

KX121-3S

FEATURES


AUXILIARY HYDRAULICS

Auxiliary hydraulic hoses are routed to the arm to accommodate a variety of attachments such as breakers and augers. The auxiliary hydraulic connections are located on the arm within easy reach and incorporate short hoses that are less likely to become tangled or damaged. The system includes bi-directional auxiliary hydraulic controls and a control valve.



EASY MAINTENANCE

The KX121-3S is a breeze to maintain. The side and rear covers open wide and the main components are centrally located, giving you quick and easy access to all vital areas, including the engine, fuel tank, water separator, radiator, coolant reservoir, air filter, control valve and hydraulic tank.



THIRD-LINE HYDRAULIC RETURN

When working with one-way hydraulic attachments, such as a breaker or brush cutter, the standard third-line hydraulic return system allows oil to flow directly back to the tank without running through the control valves. This contributes to less oil contamination, reduced back pressure, and greater oil flow efficiency.



ROPS/FOPS CANOPY AND CAB

The ROPS/FOPS canopy and cab provide complete protection from accidental rollovers and falling objects. Both the ROPS and the FOPS meet the applicable, ISO, SAE, and OSHA standards to ensure an extra level of safety and security on the job.



TWO-PIECE HOSE DESIGN

The two-piece hose connections for the dozer and boom cylinder hoses simplify hose replacement and reduce downtime.

KX

KX121-3S

FEATURES



PROTECTED CYLINDER HOSES

The bucket cylinder hoses are located inside the arm. And the boom cylinder hoses are routed under the boom bottom.

CENTRALIZED SWIVEL BEARING LUBRICATION

Grease ports for the swivel bearing, gear teeth, and swing cylinder pin are conveniently grouped on the front of the house.



FRONT PIN BUSHINGS

To maximize durability, we've introduced bushings on all of the pivot points on the front attachment and connecting points on the swing bracket.



BOOM CYLINDER COVER

Reinforced to provide maximum protection, the boom cylinder cover features a thick, V-shape design that deflects accidental contacts from the hydraulic breaker tool and prevents damage to the boom cylinder rod.



AIR CONDITIONER FILTER CARTRIDGE

The air conditioner filter cartridge features a new frame which is easy to access and slides out for cleaning and maintenance.

KX

KX121-3S

Kubota

FEATURES



ACCUMULATOR

The accumulator makes replacing attachments safer and more efficient. Turning the key to the “on” position clears residual pressure in the auxiliary hydraulic hose. If the engine is accidentally shut off while the front attachment is raised, turning the key to the “on” position allows you to safely lower it.

SAFETY

Safety is designed into every detail of the KX121-3S. An Engine Start Lockout System prevents the engine from starting when the safety levers are lowered. A Safety Lever Lockout System helps prevent unexpected excavator and attachment movement when entering or exiting the machine. An Auto House Parking Brake automatically locks the house in the position it was in when the engine was shut off, eliminating the need for a swing lock pin. It also makes the excavator more compact during transport and more secure when parked on an incline.