


M

M40 Series Narrow Cab

FEATURES

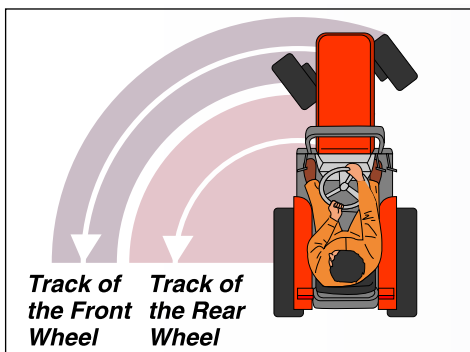


Center-direct Injection Engine (E-CDIS)

All three of these M-Series narrow tractors are equipped with Kubota's revolutionary center-direct injection system engines. The E-CDIS engine offers a rare combination of more power, optimum durability and greater efficiency. It provides you with what you need to get the job done quicker, while still minding your budget. These engines also boast lower noise levels, which equate to less stress and fatigue, especially after a long day on the tractor.


F8/R8 Transmission and 4-wheel Brakes

The Hydraulic Shuttle transmission is designed to keep you moving and productive with synchronized four speeds of the main shift and a high/low range. The main shift also allows you to shift "on the fly" for smooth operation. The 4-wheel brakes work together with our mechanical wet disc brake system to offer safe and effortless stops every time. When traveling in 2WD, and both brakes are applied, 4WD instantly engages for 4 wheel braking power.



Bevel Gear Front-Wheel Drive with Bi-Speed Turn

We've redesigned the front axle specifically for our M-Series narrow tractors. This bevel-gear front axle provides these tractors with greater strength, maneuverability and durability to handle their very specific demands. Kubota's exclusive Bi-Speed Turn feature rotates the front wheels at a rate of speed nearly twice that of the rear wheels whenever the front wheels exceed a turning angle of about 30 degrees. The result is a smoother, tighter turn, allowing you to turn into an adjacent crop row on your first attempt. This feature also helps to significantly reduce surface damage. For safety, the Bi-Speed turn feature is automatically cancelled when traveling at higher speeds.



Compact and Narrow Construction (Narrow cab)

Kubota has engineered these models specifically for those who work in vineyards, orchards or anywhere else that might require a narrow and compact tractor with M-Series power. These tractors feature an overall height of only 89.0" and a width of just 48.0" with standard tires. The fenders have been rounded and standard, foldable hazard lights are included.



Innovative Kubota Narrow Cab

The M7040 and M8540 narrow tractors feature a newly designed, air-conditioned cab that keeps the operator comfortable while on the job. It provides ample head clearance for maximum visibility, and offers protection from heavy weather, branches, insects and more.

M

M40Series Narrow Cab

Kubota

FEATURES



Air Conditioner/Heater

Whether you're trying to beat the heat on a hot summer day, or stay cozy during the chill of winter, the deluxe air conditioner/ heater puts you in charge of the climate. This advanced system maximizes airflow and optimizes cooling, heating, and air ventilation to help you work comfortably year-round, in any temperature.