


U

U25S

FEATURES



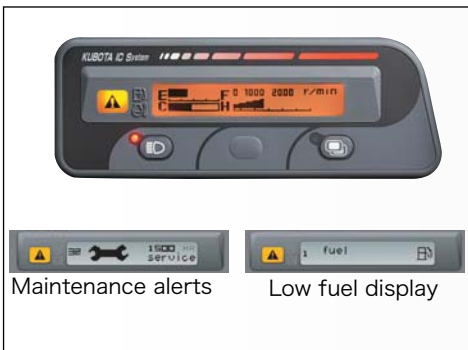
CLEAN-RUNNING KUBOTA ENGINE

Powerful and dependable, the U25S's diesel engine delivers superior horsepower and performance. It offers low noise and vibration levels, exceptional fuel efficiency, and complies with the EPA's 2008 Tier IV emissions regulations.



ZERO-TAIL SWING

Tough job got you in a corner? Put a U25S to work on it. Zero-tail swing keeps the tail within the width of the tracks, so you can turn the house throughout its 360-degree turning radius without worrying about what is to the side or behind you. Zero-tail swing also ensures excellent balance, stability and fast operation, making the U25S ideal for jobs in congested urban areas.




DIGITAL PANEL

Kubota's Intelligent Control System can help reduce downtime and repair fees by providing timely diagnostic readings and routine maintenance alerts. The large digital panel displays current working conditions, warning indicators, engine rpm and hour meter, fuel, temperature and oil levels. The panel not only lets you know when fuel is running low, but alerts you during refueling when the tank is nearly full.

FUEL OVERFLOW PREVENTION

The U25S's fuel system warns you when the tank is nearly full. To begin refueling, turn the ignition key to the OFF position and press any of the buttons on the digital panel. The system will begin beeping. When the tank is nearly full, the interval between the beeps will become shorter.



THUMB BRACKET

The optional hydraulic thumb allows you to handle a variety of loading and digging jobs without stopping to change implements. It works with the bucket to pinch materials for loading and carrying. When no longer needed, it retracts to permit normal excavation. The U25S's factory-installed thumb bracket and relief valve significantly reduce the time needed to mount the hydraulic thumb.

U

U25S


FEATURES

WORKING RANGE

The U25S's large bucket capacity, excellent reach and digging depth, give it the ability to perform a wide range of digging jobs with maximum efficiency and speed.

LIFTING CAPACITY

Powerful and responsive, the U25S's front working group provides superior lifting capacity for digging, lifting, and loading. Even when working to the side, using hydraulic attachments, or lifting heavy objects, the U25S has excellent stability, thanks to its innovative counter balancing technology, long tumbler distance, and Double Outer Flanged Lower Track Rollers.



Max digging depth:
9'3" (2,810 mm)

Max Bucket Breakout Force:
5,765 lbs (2,615 kgf)

Max Arm Crowd Force:
2,745 lbs (1,245 kgf)

STRONG BUCKET BREAKOUT FORCE

The U25S offers a powerful breakout force: 5,765 lbs with the dedicated bucket and quick coupler. That's more than enough to keep the U25S working efficiently even under heavy loads on tough excavating jobs.



WRIST RESTS

Adjustable wrist rests help reduce arm movement and increase operator comfort.



SUSPENSION SEAT

Equipped with retractable seat belts, the U25S's deluxe seat reduces fatigue and increases productivity by providing optimum comfort for operators of all sizes.

U

U25S

FEATURES



WIDER FOOT AREA

More legroom means more operator comfort. And that means less operator fatigue and greater job efficiency.



TWO-PATTERN SELECTION SYSTEM (TPSS)

With a quick flick of a switch, the U25S changes from an ISO to an SAE operating pattern or back again. No tools are needed, and you don't have to leave your seat.

2-SPEED TRAVEL SWITCH

Changing speeds while dozing is now as easy as pressing a switch on the dozer lever. This 2-speed travel switch offers enhanced control and greater comfort while freeing up space on the floor.

ROPS/FOPS CANOPY

The U25S's ROPS/FOPS canopy provides complete protection from accidental rollovers and falling objects. Both the ROPS and the FOPS canopies meet the applicable, ISO, SAE, and OSHA standards to ensure an extra level of safety and security on the job.



PROTECTED BUCKET CYLINDER HOSES

Routing the bucket cylinder hoses within the arm not only provides greater protection, it also improves operator visibility, increases hose service life, and lowers repair costs.

U

U25S

FEATURES



FRONT PIN BUSHINGS

Pin bushings are installed at all of the pivot points along the swing bracket, boom, arm, and bucket. Pin type bushings not only last longer, they are easier to replace when necessary.



WELL PROTECTED FRONT ATTACHMENT HOSES

To protect the front hoses from accidental damage, they are routed through the swing bracket. A metal cover plate at the back of the boom protects the operator should hose damage occur.



UPPER TRACK ROLLER

Permanently lubricated upper track rollers, prevent the tracks from hitting the frame while the machine is moving, reducing both noise and wear.



MAINTENANCE

Wide-opening covers provide fast and easy access to all critical engine components. The control valves are located under the deck. Two-piece hose connections for the dozer and boom cylinders simplify hose replacement and reduce downtime.

AUXILIARY HYDRAULIC SYSTEM

Designed to accommodate a variety of attachments, such as breakers and augers, the U25S's auxiliary hydraulic system consists of port pipes on the arm, bi-directional auxiliary hydraulic controls, and a control valve. The auxiliary hydraulic connections are located within easy reach and incorporate short hoses that are less likely to become tangled or damaged.

U

U25S



FEATURES

SAFE, CONTROLLED STARTS

When the safety control lever is moved upward, the console moves with it, providing more room for entry and exit. To prevent unexpected machine movement during entry or exit, the pilot and travel controls are then disabled. This is the only time that the engine will crank over.

STRAIGHT TRAVEL

The U25S's Hydraulic Matching System ensures safer loading and off-loading by keeping the U25S traveling in a straight line while operating the boom.

SWIVEL NEGATIVE BRAKE

Whenever the engine is stopped or the safety control lever is raised, the swivel negative brake automatically locks the house in its current position, thus eliminating the need for a swivel transport lock pin.