

Chemical Substance Controls

A chemical control standard has been established and KUBOTA is working to reduce the amount of use as well as the amount of release and transfer of PRTR*-designated substances.

* Pollutant Release and Transfer Register

Reducing PRTR-designated substances

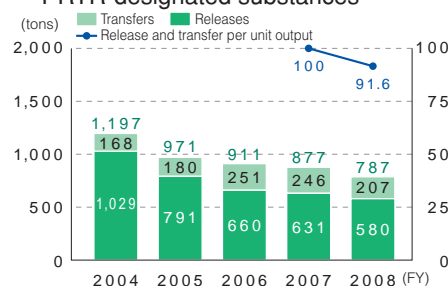
FY2008 targets

- Release and transfer per unit output (amount released and transferred / internal production) Reduced 2% over FY2007
- Total release and transfer Reduced 2% over FY2007

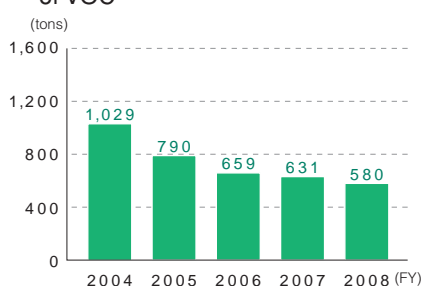
Release and transfer of PRTR-designated substances

The release and transfer per unit output was reduced 8.4% over fiscal 2007, fulfilling our target. The amount of release and transfer was reduced from fiscal 2007 levels by 10%, also reaching the target.

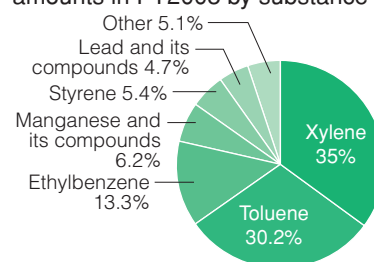
■ Trend chart for release and transfer of PRTR-designated substances



■ Trend chart for release and transfer of VOC



■ Proportion of release and transfer amounts in FY2008 by substance



■ Results of PRTR reporting for FY2008

(for substances for which the annual handling quantity equaled one ton or more (0.5 ton for specific class 1 designations) for each domestic plant and office)

Number specified in Cabinet Order	Chemical substance	Releases				Transfers	
		Atmosphere	Public water areas	Soil	On-site landfills	Sewerage	Transfers to off-site
1	Water-soluble zinc compounds	0.0	40	0.0	0.0	35	1,313
9	Bis (2-ethylhexyl) adipate	0.0	0.0	0.0	0.0	0.0	210
16	2-aminoethanol	0.0	0.0	0.0	0.0	43	2,854
30	Bisphenol A type epoxy resin (liquid)	0.0	0.0	0.0	0.0	0.0	1,380
40	Ethylbenzene	85,863	0.0	0.0	0.0	0.0	18,559
43	Ethylene glycol	0.0	0.0	0.0	0.0	0.0	441
60	Cadmium and its compounds	0.0	0.0	0.0	0.0	0.0	7,601
63	Xylene	234,548	0.0	0.0	0.0	0.0	41,318
68	Chromium and chromium (III) compounds	0.0	0.0	0.0	0.0	36	14,355
69	Chromium (VI) compounds	0.0	0.0	0.0	0.0	0.0	391
100	Cobalt and its compounds	0.0	0.0	0.0	0.0	0.0	201
144	Dichloropentafluoropropane	0.0	0.0	0.0	0.0	0.0	3,025
176	Organotin compounds	5.2	0.0	0.0	0.0	0.0	35
177	Styrene	42,750	0.0	0.0	0.0	0.0	0.0
224	1, 3, 5-trimethylbenzene	3,532	0.0	0.0	0.0	0.0	810
227	Toluene	213,612	0.0	0.0	0.0	0.0	24,549
230	Lead and its compounds	15	0.0	0.0	0.0	0.0	36,989
231	Nickel	0.0	0.0	0.0	0.0	0.0	274
232	Nickel compounds	0.0	56	0.0	0.0	0.0	609
266	Phenol	0.0	0.0	0.0	0.0	0.0	0.0
270	Di-n-butyl phthalate	0.0	0.0	0.0	0.0	0.0	48
283	Hydrogen fluoride and its water-soluble salts	0.0	0.0	0.0	0.0	0.0	1,651
304	Boron and its compounds	0.0	0.0	0.0	0.0	0.0	1,496
311	Manganese and its compounds	0.0	70	0.0	0.0	0.0	49,040
346	Molybdenum and its compounds	0.0	0.0	0.0	0.0	0.0	0.0
	Total	580,325	166	0.0	0.0	114	207,149

■ : Volatile Organic Compounds (VOC)

Groundwater monitoring

The result of groundwater measurement in plants and offices that have used organic chlorine-based compounds in the past show detected no such compounds, and there were thus no corresponding problems.

Plant/Office	Substance	Measured groundwater value	Environmental standard value
Tsukuba	Trichloroethylene	None detected (Less than 0.0001 mg/L)	0.03 mg/L or less
Utsunomiya	Trichloroethylene	None detected (Less than 0.001 mg/L)	0.03 mg/L or less