





Monthly retail sales report (YOY)

■ United States

	Mar. 2022 (YOY)	
Tractor		-Double digits
Mower & RTV		-Double digits
CE		+2 ~ 10%

■ Thailand (domestic sales only)

	Mar. 2022 (YOY)	
Tractor		+Double digits

*Note

- The ratio above indicates the percentage change of the retail sales unit (based on internal sales report as of the date this sales report released) from the same month of the previous year and they are subject to change in the future.
- “Flat” indicates that the percentage change is less than 2%.
- The term from January to March is the non-demand season in the United States. Therefore, percentage changes (YOY) are subject to considerable fluctuations due to weather conditions or others.